



Welcome to Waterway Primary P1 Orientation (2025 Cohort)

Floor Plan (Hall)

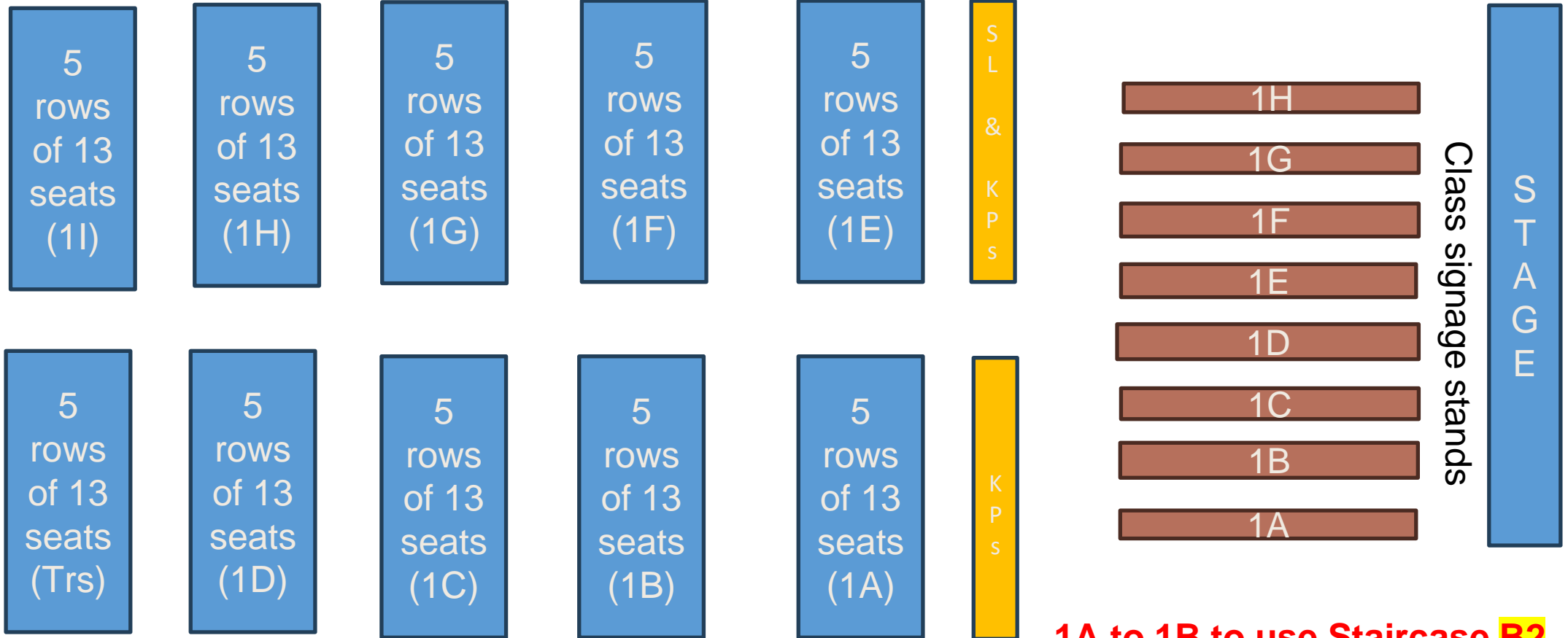
Annex A

Class signage next to each block



1G & 1H to use Staircase A1
1E to 1F to use Staircase A2

Class signage stands



Class signage next to each block




1A to 1B to use Staircase B2
1C to 1D to use Staircase B3



A photograph of a fire station interior. In the foreground, a fire hose is neatly coiled on a metal reel. The hose is white with a red handle. In the background, a red fire extinguisher is mounted on a light-colored wall. The scene is brightly lit, with a warm, orange glow from the background.

**In Case of
Emergency**

Follow Us On Our Social Media



<https://www.facebook.com/waterwayprimaryschool/> https://www.instagram.com/waterway_primary/

If you **DO NOT** wish your photo to be shown in our social media, please make sure you have taken a sticker at the entrance of the hall and paste it **visibly** on your clothes.

If you **DO NOT** wish your child's photo to be shown in our social media, please make sure you write your child's name and class on the white sticker provided at the entrance of the hall.



Welcome to Waterway Primary

Principal's Sharing

What we stand for:

Mission

- *To provide a vibrant environment that nurtures young minds and builds upright character*


Vision

- *A Lifelong Learner, A Gracious Citizen*

Values

- ***R**esponsibility, **I**ntegrity, **S**elf-Discipline, **E**mpathy (RISE)*

Our key programs:



**APPLIED LEARNING PROGRAM
(ALP) – INNOVATION & MAKER
EDUCATION**



**LIFELONG LEARNING PROGRAM
(LLP) – EMPOWERING LEADERS,
CULTIVATING LEADERS (EVOCL)**



GROWTH & BENEFIT MINDSET

School Culture:



Culture of Excellence



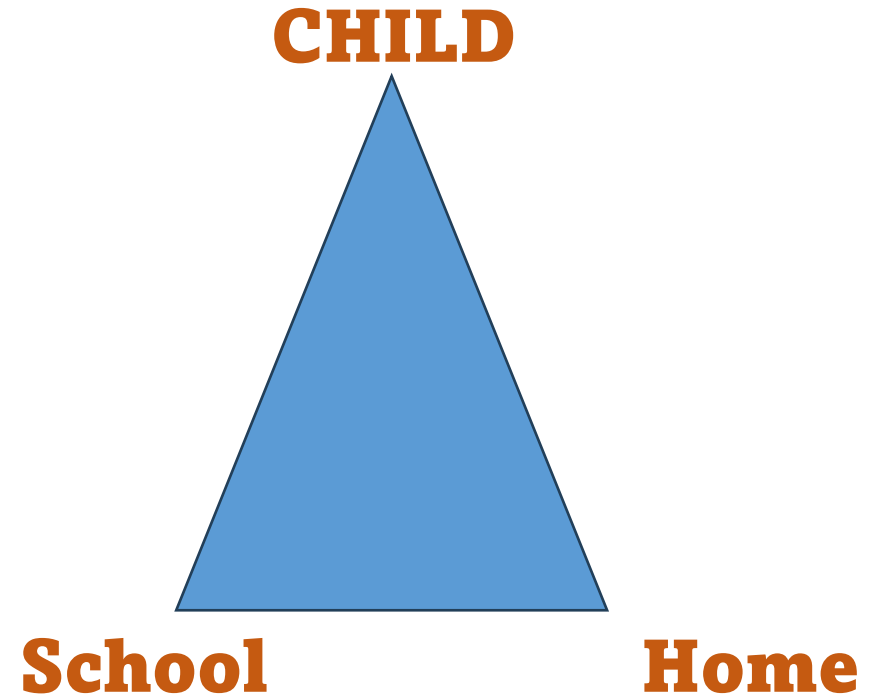
Culture of Care

Working in Partnership:

Communication

Parent Support Group

Establishing a community





School Operations and Administrative Matters

By: Mrs Shrlinda Lee (P1 and P2 Year Head)

Sharing Outline

- Introduction to Primary School
- School Operations
- Communications and Engagement
- Being Ready for School
- Support Programme in WAPS

OVERVIEW

1 What Is It Like in Primary School?


2 Transition to Primary 1



3 School-Home Partnership

WHAT IS IT LIKE IN PRIMARY SCHOOL?

- Laying a strong foundation
- Nurturing well-rounded individuals and passionate lifelong learners
- Providing learning opportunities that recognise their strengths and develop their full potential
- Preparing our children for the future



TRANSITION TO PRIMARY 1

When your child enters primary school, they will experience:

New friends and teachers



New routines

New learning environment

HOW CAN I PREPARE MY CHILD FOR PRIMARY 1?

In primary school, your child will be equipped with skills to:

- Adjust to a larger learning environment
- Interact with more peers and teachers
- Adapt to longer school hours
- Become more independent and responsible

HOW CAN I SUPPORT MY CHILD THROUGH THE TRANSITION?

- **S**upport your child and encourage them to overcome challenges with you
- **A**ffirm your child by recognising small successes and praising their efforts
- **F**amiliarise your child by easing them into new routines and sharing with them your experiences in primary school
- **E**mpathise and acknowledge your child's feelings



Supporting your child's transition through
Primary 1

Build a caring home environment to nurture the social and emotional skills of your child using these S.A.F.E. tips.

SUPPORT

- Commit some time every weekend to **play games** and **have fun** together.
- **Visit places** or take part in events that **both of you enjoy**.
- **Encourage** your child to make **new friends**.
- Try out **FTGP*** Family Time activities.

AFFIRM

- **Encourage** your child when he makes **observations**.
E.g. Say "That's interesting!" and ask why he/she said that.
- **Recognise small successes**. E.g. Say "You've made another new friend in class - well done!"

FAMILIARISE

- **Find out** what primary schools have in store for students these days.
- Do practical things to **ease your child into new routines**.
E.g. Plan daily routines together, teach your child new habits like packing his/her bag.

EMPATHISE

- **Teach** your child words that **describe feelings**.
- **Acknowledge** your child's **emotions**.
E.g. "It's okay to feel anxious about starting school."
- **Understand** your child's **needs**. E.g. Start bedtime early. Children need a lot of sleep.

*Form Teacher Guidance Period

Spend Time Chatting. Use T.A.D.

| Talk | Ask | Discuss |
|-------------------------------------------------------------------------------------------------------------------------------------|----------------------------------------------------------------------------------------------------------------|--------------------------------------------------------------------------------------------------------------------|
| Talk about fond memories of your own school days. E.g. What you did in Primary One; kind teachers and cheeky classmates you had. | Ask about his/her thoughts and feelings about the school. E.g. FTGP* activities; when he/she felt happiest. | Discuss together what can be done if he/she has worries at school. E.g. Explore how people deal with conflicts. |

QUICK TIPS

- Listen without interrupting.
- Nod your head and ask questions to show interest and affirmation.

These tips may be used with children of other ages too, it depends on each child's needs. Using these tips as your child journeys through the school years can help ease anxiety and worries, and build warmer and closer relationships at home.

Ministry of Education Singapore

WHAT DOES MY CHILD NEED AT PRIMARY 1?

NEW

- Every child develops at a different pace
- Some children learn things earlier, others need more time
- Allowing them to learn at their own pace helps them enjoy the learning process
- Some skills that parents can develop are:
 - Relating to others
 - Developing good habits
 - Nurturing positive learning attitudes




SCHOOLBAG
THE EDUCATION NEWS SITE

HOME EDUCATION FEATURES TEACHERS' DIGEST MULTIMEDIA FAQ

Home > Put the books down! 6 skills your child really needs for P1

Put the books down! 6 skills your child really needs for P1

14 JUN 2021



MOE Stock Image (*Photo taken before COVID-19)

Like 1.7K Tweet Share 8

Mastering the ABCs is well and good but having seen 29 years of children enter primary school through her doors, Mrs Marjorie Seek of CHJ Katong Primary observes that these six soft skills are even more essential in preparing students for primary school.

Entering Primary 1 can be a big step for a child — and the parents. While parents often consider

Have I PREPARED MYSELF for my child to enter P1?



Fears & Anxieties

Personal Experiences

Mindset & Expectations



We Take Care of Your Child

Caring and Enabling Environment and Culture

- Variety of Learning Experiences
- Safe space to learn and to 'fail'

We Take Care of Your Child

**Caring and
Enabling
Environment
and Culture**

**- Variety of
Learning
Experiences**

**Strong Student
Development
Team**

- Positive
Discipline**
- Educative
Approach**

We Take Care of Your Child

Caring and Enabling Environment and Culture

- **Variety of Learning Experiences**
- **Safe space to learn and to 'fail'**

Strong Student Development Team

- **Positive Discipline**
- **Educative Approach**

Experienced Staff with a Strong Passion to Nurture Children

- **Structures and Routines**
- **Important Social & Core Skills eg Communication**

Consistency
In
Routines &
Structures

Clarity
Of
Expectations

Collaboration
With
Teachers

SCHOOL-HOME PARTNERSHIP

2 Developing your child

1 Knowing your child



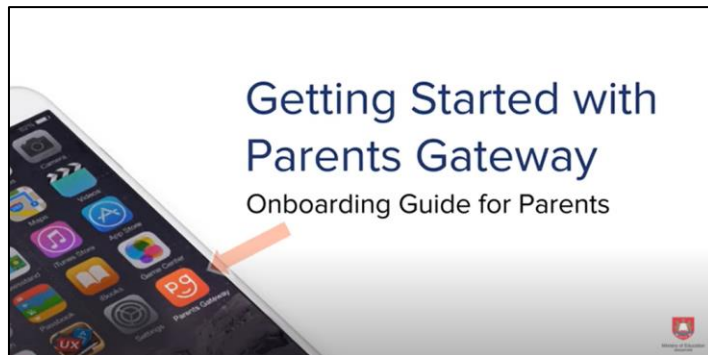
3 Building partnership with the school

PARENTS GATEWAY RESOURCES



Schools may access the video via:

<https://youtu.be/PCM5o8jAncc>



Schools may access the video via:

<https://youtu.be/tW9jwyuovOo>

SCHOOLBAG
THE EDUCATION NEWS SITE

Search

GO

HOME EDUCATION FEATURES TEACHERS' DIGEST MULTIMEDIA FAQ




Home > [Every Parent's Buddy: The Parents Gateway app](#)

Every Parent's Buddy: The Parents Gateway app

23 AUG 2022

5 reasons to sign up for the Parents Gateway app if you haven't done so already.



Related



Every Parent's
Buddy: The Parents
Gateway app >



Strengthening
Community Ties
Through Social
Media >



<https://go.gov.sg/every-parents-buddy-the-parents-gateway-app>

PARENT SUPPORT GROUP

Join the Parent Support Group (PSG)!

- The PSG consists of a group of dedicated parents who partner the school to support fellow parents in nurturing their children
- It is a platform for parents to network, share, learn and support each other in this parenting journey
- Some of the initiatives of the PSG include:
 - Parenting Workshops
 - Career Talks for P5 and P6 students

Your child's Form Teacher will share more details on:

- 1) Arrival and Dismissal Timings**
- 2) Arrival and Dismissal Protocols (Bus vs SCC vs Caregiver Pick up)**
- 3) Protocols to note when driving in vs walking in to school compound**
- 4) Recess and snack breaks**
- 5) Day 1 (2 Jan 2025) – what to expect and the programme**

Communications and Engagement

- Via Parents' Gateway – download the app
- Student's Handbook
- Each teacher has own approach
- Refer to Orientation Booklet for key details
- *Share all key information about your child – allergies, needs, changes to home dynamics, address, caregiver and dismissal plans as soon as you know*



Support Programme in WAPS

- **LSP** – Learning Support Programme **(English)**
- **LSM** – Learning Support **Mathematics** Programme
- **TRANSIT** - TRANsition Support for InTegration helps Primary 1 students identified with **social** and **behavioural needs** to develop foundational self-management skills when they start school

For feedback and Comments

Year Head of Level (Primary 1 and 2)

Mrs Shrlinda Lee

see_shu_lan_shrlinda@moe.edu.sg

Or

Assistant Year Head (Primary 1)

Mdm Foo Wan Qing

foo_wan_qing@moe.edu.sg





Parent Support Group (PSG)

By Ms Mariam & Mr Niclas, PSG EXCO

Our Vision

A Parent Support Group based on trust, passion and professionalism, guided by the school's values of Respect, Integrity, Self-discipline and Empathy, for the well-being of the children in Waterway Primary School.

Our Mission

- Be supportive parents, guided by the vision and mission of the school to help our students achieve positive learning outcome.
- Work in a partnership with Waterway Primary School to develop a support parent community and to sustain positive partnerships for our children's education.
- Collaborate with parents and school staff towards developing a rich and vibrant learning environment in Waterway Primary School.

Guiding Principles for PSG@WAPS



Purpose of Parent Support Group



Support the child to enrich his/her learning in school



Support the school to strengthen school-based activities



Support the teachers to bring out the best in our children



Support other parents in the parenting journey

Contributing to the School

- PSG partners support school by volunteering their 3 Ts:
 - (a) **Time** – to volunteer to design and conduct the school’s programmes and events to make the school a safe place for our children to learn in, making school life more vibrant and caring.
 - (b) **Talent** – to volunteer expertise, talents, individual interests or personal networks and significantly expand the pool of help available to the school and the PSG.
 - (c) **Thought** – brainstorm and contribute constructive feedback and ideas to improve the school and PSG.
Cluster-wide or zonal PSG are a great opportunity to learn and share ideas with other PSGs. More experienced parents can share experience and advice younger parents too.

Guiding Principles for PSG@WAPS

- Respect the rules, policies and decisions made by WAPS.
- Respect everyone, including all WAPS staff, parents and students.
- Promote and participate actively in WAPS' programmes for the benefits of all children. Our participation should have a positive impact for all students.
- Share your constructive feedback to WAPS through official channels.
- Respect the views and comments of fellow members. We work as a team.
- Be a good role model (in actions, words, and deed) for our children throughout the whole process of volunteering at WAPS and PSG events.
- Be in suitable attire when volunteering at school events.

Guiding Principles for PSG@WAPS

- Respect the need for privacy of members and seek to obtain permission before adding members to any chat or social media group. Personal contact details are to be kept confidential as per *Personal Data Protection Act*.
- Mindful about representing WAPS at any external party, unless authorised by the school leaders (e.g. speak to the media).
- Respect and use the PSG's communication channels and use them for PSG related matters only.
- Be aware of the *Personal Data Protection Act* and not take, circulate or post photographs and/or videos of our students/ staff on social media without permission.

Recess Activities



Mother-Tongue Reading Programme



Let's Celebrate!!



Be A Part of Waterway Primary School Family



@ WAPS PSG



scan me

Our Social Media



<https://www.facebook.com/waterwayprimaryschool/>



https://www.instagram.com/waterway_primary/

Thank you



Let's be part of your child's growing journey



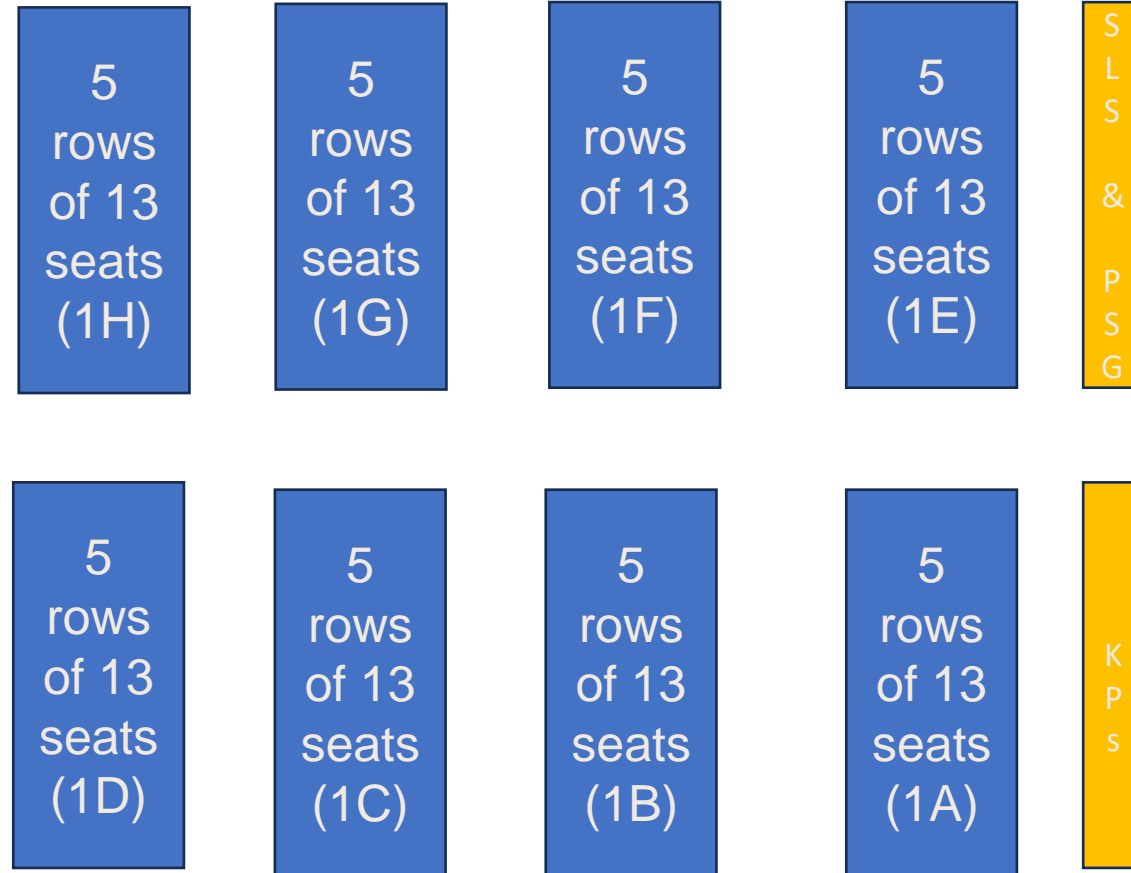
Parent Engagement


By P1 Form Teachers

Classrooms @ Block A, Level 3 to 4


| | | | | | | |
|------------|-----------------|----|----|----|----|-----------------|
| Level 4 | Staircase A1 | 1H | 1G | 1F | 1E | Staircase A2 |
| Level 3 | | 1D | 1C | 1B | 1A | |

Floor Plan (Hall)-Parents to move to classrooms



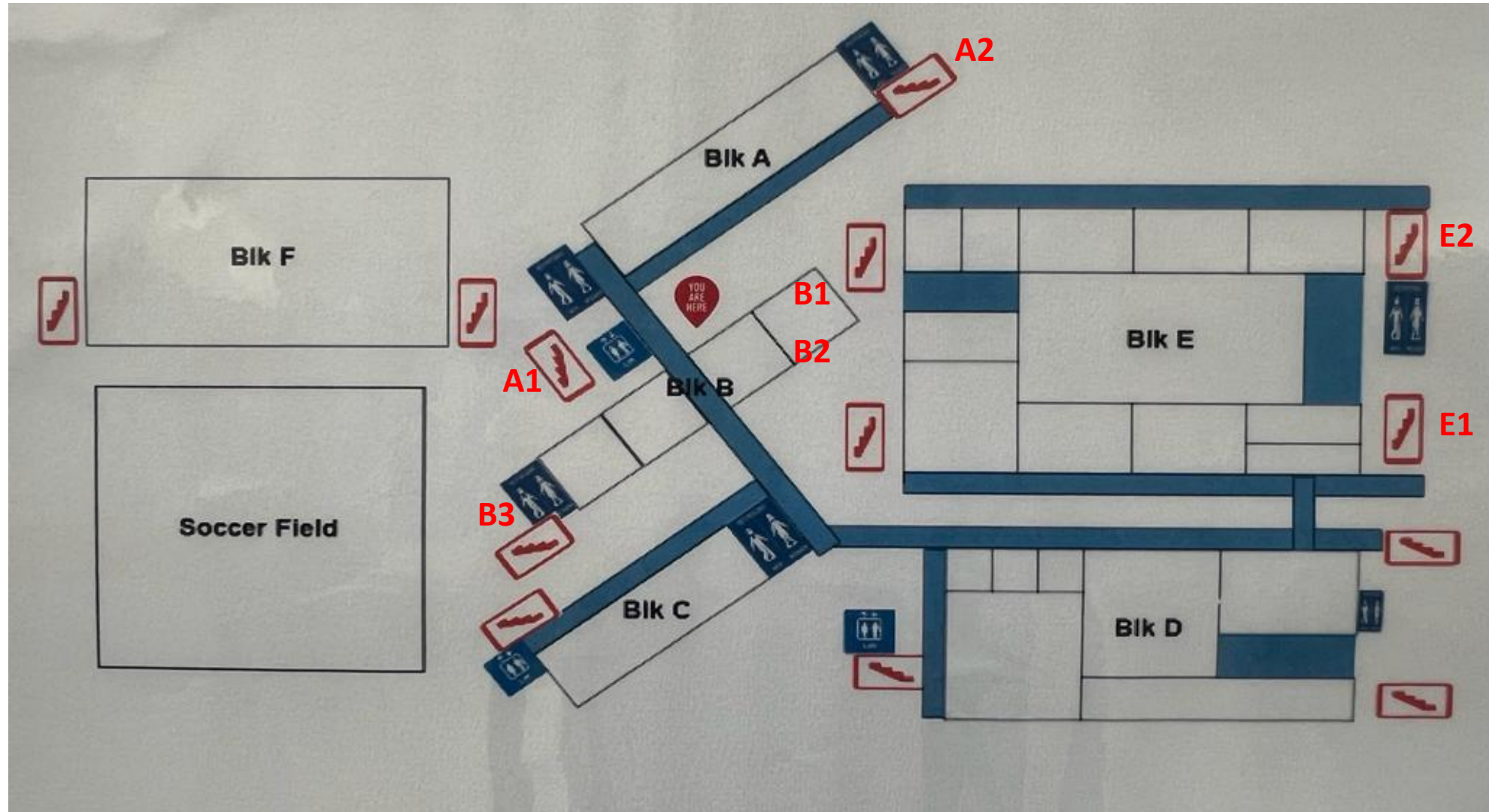
1A to 1D 
- Use **Staircase A2** to level 3

1E to 1H
- Use **Staircase B2** to level 4


Those with stroller to take the lift

Strollers

Floor Plan





Dismissal

Dismissal

- **1A to 1D – Parents to pick up your children from the hall**
- **1E to 1H – Parents to pick up your children from the canteen**

For parents who are sending your children to our Student Care Centre (SCC) next year, please kindly proceed to the all for a short briefing by SCC.

Floor Plan (Canteen - Dismissal)

1I

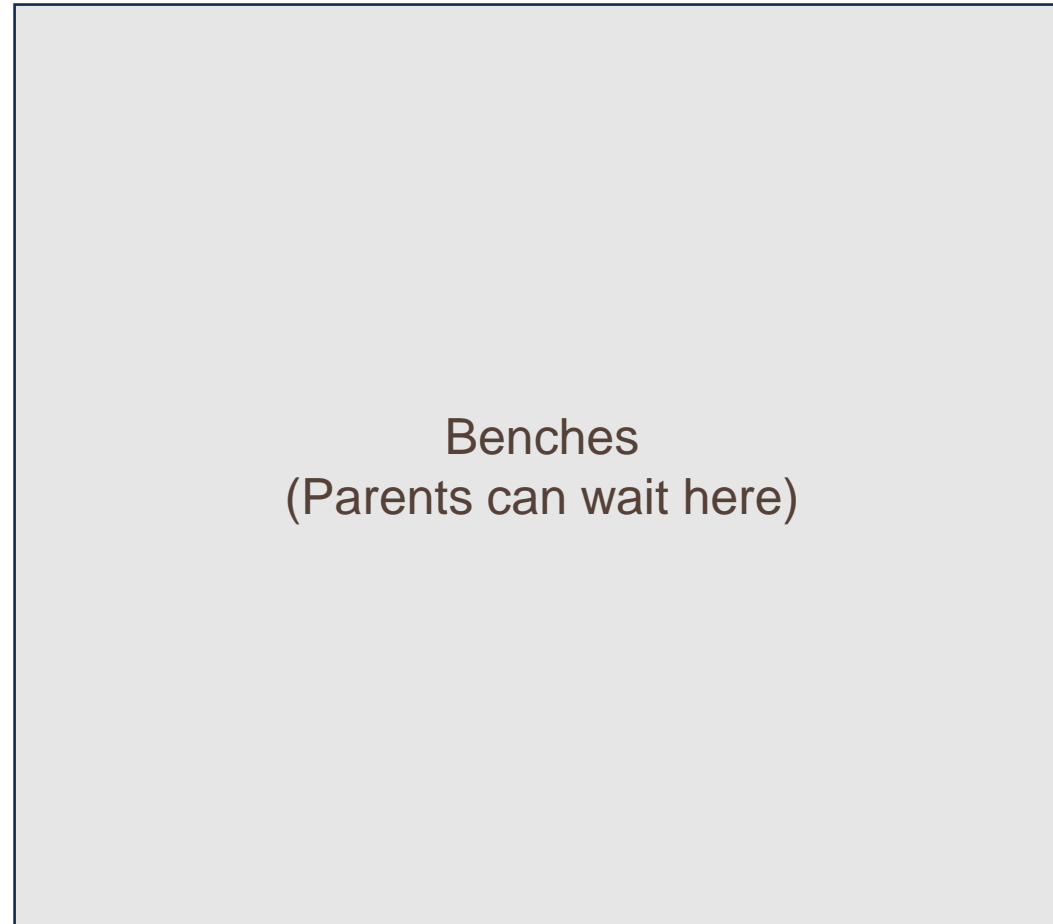
1H

1G

1F

1E

Class signage next to each block



S
T
A
L
L
S

